

airPoint X02

Dual Radio with built-in Bandwidth Management



- Wireless Repeater mode for high performance backhaul
- Client Bridge mode to provide Cell Extender functionality
- Dual Access Point mode for increased coverage
- Access Point with standby redundancy
- Additional Network Processor for sustained high performance

High Performance Dual Radio Configurations

- Bandwidth Management for high QoS
- Built-in RADIUS client for authentication and individual user SLA
- Independant upload/download control for each user
- Internal MAC table list for small networks
- Supports more clients per Access Point

Bandwidth Management

- Roaming support by external RADIUS control
- Seamless operation in PPPoE networks
- SNMP Access to MAC forwarding tables
- Access control list and IP filters for SNMP requests
- Advanced traffic statistics

Advanced Networking

- Powered by IEEE 802.3af compliant PoE Outdoor
- Surge suppression
- Regulatory compliant installations
- Weatherproof, rugged thermal design in NEMA4X enclosure
- Device Temperature monitoring by SNMP
- Dedicated Network Processor for secure device management

Carrier Class Reliability

airPoint XO²

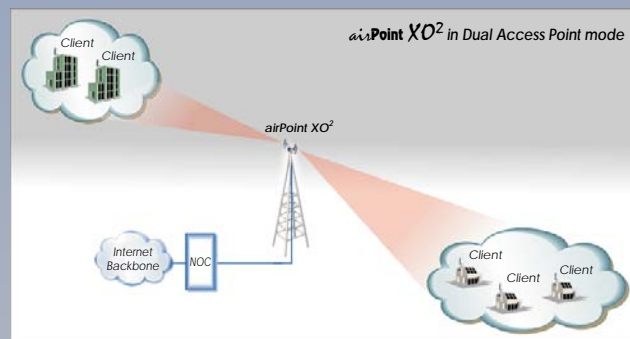
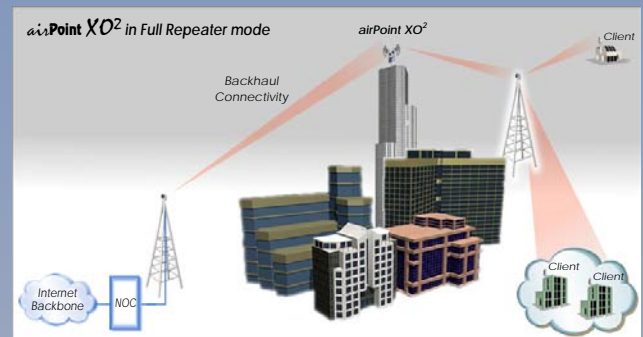
airPoint XO² is a dual-radio access point that offers all the features of the airPoint XO including Bandwidth Management, Advanced Networking and Carrier Class Features. In addition, modular control of the two radios enables many different configurations. The airPoint XO² can be used in high performance Cell Extender configuration for deploying low cost backhaul solution. It can be used as two Access Points in a box for simultaneous use to support large number of users or it can also be used as a highly reliable Access Point with Hot Standby for redundancy. The dual-radio design eliminates/minimises throughput loss that would typically occur in these configurations when operating with a single radio. The multimode functionality offered by airPoint XO² is unrivalled and simplifies the deployment of Wireless Wide Area Networks.

The flexibility of configurations that can be achieved with the airPoint XO² is quite unique and radically simplifies installations. These configurations (modes) make it possible to design and deploy efficient, high-performance wireless networks effortlessly and profitably.

Full Repeater mode

This mode is particularly useful to WISPs for covering very long distances without incurring throughput loss. In a typical scenario, if signals have to be repeated, the throughput is generally halved by the repeater. airPoint XO²'s Full Repeater mode overcomes the problems of lowered throughput and higher costs by configuring both back to back connected radios as repeaters.

- Eradicates throughput loss for repeaters
- Doubles signal relay distance



Dual Access Point mode, with Bandwidth Management

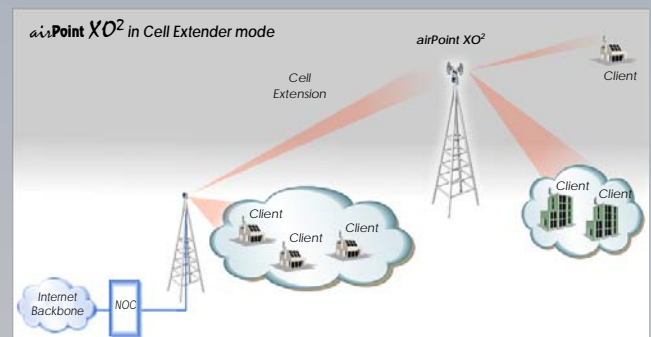
Using airPoint XO² a WISP can configure both the radios to access point mode in order to cover a larger geographical area. The Bandwidth management feature optimizes bandwidth utilization for each access point's client group, as well as manages bandwidth allocation between the two radios.

- Enhances geographical coverage from a single device
- Reduces number of required installations lowering infrastructure costs

Cell Extender mode, with Bandwidth Management

airPoint XO²'s dual radio system can be operated with one radio configured for dedicated backhaul connection to the NOC and the other radio configured as an access point.

- Faster speeds, better throughput
- Bandwidth management at PoP
- Reduced processing and protocol conversion overheads



High Reliability Access Point mode, with Standby Redundancy

airPoint XO² is built to reinforce service reliability in outdoor wireless networks so as to enhance user satisfaction. WISPs can configure one of the radios to access point mode to provide broadband coverage to a designated area. The second radio can be configured as a hot standby for this access point.

- Enhanced network reliability and uptime
- Built in redundancy in the network

Bandwidth Management for increased ROI

The airPoint XO² provides bandwidth throttling of upload/download streams. The bandwidth control can be done using static tables or dynamically by RADIUS, along with authentication. The Wireless ISP can profile subscribers based on speed limits and identify bandwidth usage patterns. This opens up customer segmentation possibilities, leading to revenue maximization. The airPoint XO² provides traffic statistics. This helps the WISP to observe the behavior of network devices, traffic load fluctuations and other events, making it much easier to troubleshoot any problems, which might occur. The information available helps the WISP to optimize bandwidth utilization. WISPs can now easily provide services to more subscribers.

Easy Scalability & Roaming

By distributing the bandwidth management function from the centralized NOC out to individual airPoint XO² access points, it is now possible to design scalable wide area networks. Bandwidth traffic policies can be set remotely from a central NOC. This avoids the need for backhauling all the data traffic to a single place, thus averting a choke point. All access points in the network controlled by one NOC not only brings convenience to network management but also enables mobile users to avail easy roaming facility. Roaming users can cross over seamlessly from one cell to another within the same WISP network, without the need for authentication at every cross-over.

Remote Management, Upgrades and Control

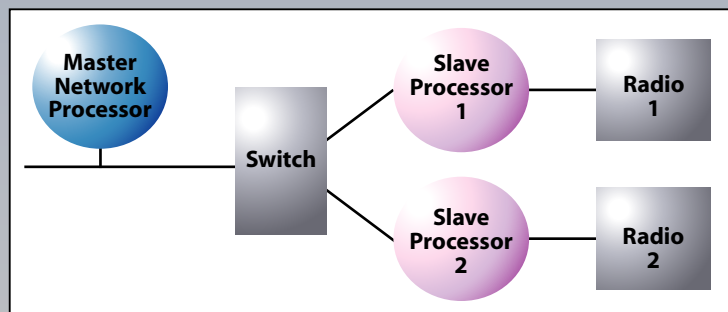
airPoint XO² has built-in features to make device management both convenient and secure. It can provide access control lists and filters for SNMP traffic, as well as IP filtering. The airPoint XO² supports remote setting of radio parameters, firmware upgrade and restore defaults through SNMP. Further, the WISP can also monitor the temperature of the unit through the thermal sensing facility, which is policy based. The product supports SNMP based remote monitoring and management through simpleNMS and simpleMonitor and has an embedded SNMP MIB.

Carrier Class Features

Housed in a NEMA 4X weatherproof casing, and using industrial grade components, the airPoint XO² is built to perform reliably under all climatic conditions, withstanding temperatures anywhere between -40 C and +60 C (-40 F to 140 F). The device has built-in sanity timers for automatic reset at periodic interval. Power to the radio can be remotely controlled. These housekeeping resets means very robust and self-healing Wide Area Networks. The product has heavy duty/built-in Gas Discharge Tube for surge suppression capability. Used along with the **PoE Outdoor** (standard accessory), the airPoint XO² is an extremely robust outdoor device for WISPs. The airPoint XO² complies with CE and FCC standards for wireless installations.

Reinforced Processing Capability for higher network loads

airPoint XO², with more raw processing power, surpasses other available devices allowing it to take on bigger network loads. The two radios with their individual slave processors coupled with the master processor can support enormous network loads. This makes the network robust enough to withstand load spikes thereby ensuring infrastructure reliability.



Long Range™ Radio Performance and Flexible Antenna Options

airPoint XO² features LongRange™ wireless radio that provides enhanced power to deliver high data throughput and long operating range. With a suitable antenna airPoint XO²'s range easily extends to 34 kilometers (21 Miles) and it supports 128 clients per radio. The airPoint XO² has been FCC certified with many antenna configurations normally used by WISPs and outdoor wireless installers. Software controlled "Dial-a-Power" lets the installer control radio power output. Together, these features provide the much-needed flexibility to choose the right antenna with the pattern and gain characteristics conforming to local regulatory limits as well as coverage area requirements.

Technical Specifications

Model No	SB5100
LAN Interface	10/100BaseT Ethernet Auto MDX cross-over-1 foot outdoor rated CAT5 cable connected to the device and terminated into a weather-proof connector
Network Standards	IEEE 802.11b, 802.3, 802.3af
Data Rates Supported	Can be adjusted in steps of 64Kbps, upto max throughput
Frequency Band	2400 to 2483.5Mhz
Wireless Medium	Direct Sequence Spread Spectrum (DSSS)
Media Access Protocol	Carrier sense multiple access with collision avoidance (CSMA/CA)
Modulation	DSSS with CCK / DQPSK / DBPSK
Operating Channels	11 FCC, 13 ETSI, 14 Japan, 4 France, Other countries 3 non-overlapping channels
Receive Sensitivity	-92dBm at 1Mbps / -83dBm at 11 Mbps
Number of Outputs(radio)	2
Transmitter Output Power (Device/Radio)	+17.5 dBm max at the N-Connector, adjustable to 11.5dBm min using software control "Dial a Power"
Range	Up to 34 km (21miles) with proper antenna
Antenna Connector, Impedence	N (Female) Bulkhead Mount, 50 ohms
Compliance	Europe: ETSI 300-328, CE Marked
Under Certification	USA: FCC 47 CFR Part 15C, Section 15.247 - FCC Certification- ID: PWG SPEEDTRAP
SNMP Compliance	MIB I and MIB II
Management	SNMP ver 1 (MIB, Traps); TFTP (FW download), simpleNMS
Encryption Key Length	64-bit & 128-bit WEP
Remote Configuration Support	simpleMonitor, simpleDeploy, simpleNMS
Dimension (W x D x H)	180 mm x 180 mm x 60 mm (7.08 inches x 7.08 inches x 2.36 inches)
Unit Weight	~ 1.2 Kg (2.6 lbs) / Shipping ~ 2.0 Kg (4.4 lbs)
Operating Temperature	-40 deg C to +60 deg C (-40 F to +140 F)
Relative Humidity	Operating: 0 to 70% (non-condensing) Storage: 10 to 90% (non-condensation)
Mounting	Pole or wall mount via 2 pc U-Bolts & clamps (supplied)
Power Consumption	~ 18W
LEDs	Power, Ethernet, BW Controller, Activity, RF
Power Supply	48V Input , through PoE Outdoor (IEEE 802.3af compliant)

Standard Accessories

AC Adapter	90~264V AC in , 48V DC out , DeskTop Ver
PoE Outdoor	48V DC in , Ethernet in , PoE out, Surge Protection Built in

Package Contents

1. airPoint XO² (with weatherproof connector)
2. PoE Outdoor (with 48 V power adapter and Wall Mount)
3. Earthing tag
4. Wall mount brackets (attached to airPoint XO² unit)
5. Wall/Pole mount kit
6. Installation CD
7. Quick Install Guide

Contact Information

Singapore - Corporate HQ
 smartBridges Pte Ltd
 745 Toa Payoh Lorong 5
 #04-01 HBM Building
 Singapore 319455

Email
 sales@smartbridges.com

USA
 smartBridges LLC
 1701 Quincy Ave #12A
 Naperville, IL 60540
 USA

Global Customer Support Center

Comprehensive technical support is available on our Internet website (<http://www.smartbridges.com/support/>).

Our technical support sections is regularly updated to provide the latest technical information. For 24 x 7 support, send an e-mail to: support@smartbridges.com

Please visit us at the Web at www.smartbridges.com



Additional Product Certifications are provided on the user manual
 Copyright © 1999-2003 smartBridges. All rights reserved.